

HRE/EC

Circular axial fans with EC Technology outer rotor motor



Circular axial fans with EC Technology outer rotor motor, specially designed for high energy efficiency

Fan:

- Support ring in sheet steel.
- Protection grid against contacts according to UNE-EN ISO 12499.
- Plastic impeller (25) and sheet steel impeller (sizes 30 and 35).
- Grille impeller airflow direction.

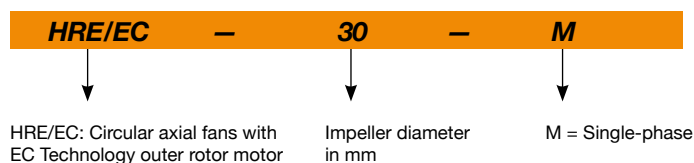
Motor:

- High efficiency EC Technology motors, outer rotor adjustable via 0-10 V signal. IP44 protection.
- Single-phase 230 V 50/60 Hz
- Working temperature: -25 °C +60 °C.

Finish:

- Anti-corrosive finish in polyester resin, polymerised at 190 °C, after degreasing with phosphate-free nanotechnology treatment.

Order code



Technical characteristics

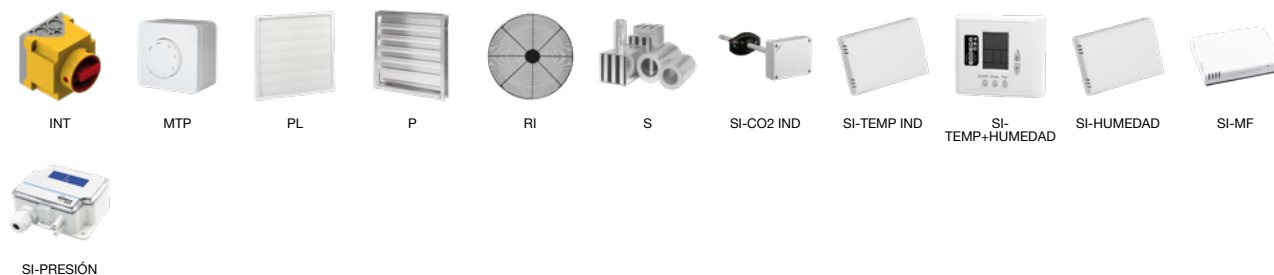
Model	Max. speed (r/min)	Maximum admissible current (A) 230V	Max. electric power (W)	Maximum flow rate (m ³ /h)	Sound pressure level dB (A)	Approx. weight (Kg)	According ErP
HRE/EC-25-M	2915	1.63	228	1540	68	3	2015
HRE/EC-30-M	2263	1.15	159	2590	66	3	2015
HRE/EC-35-M	1838	1.29	173	3340	63	5	2015



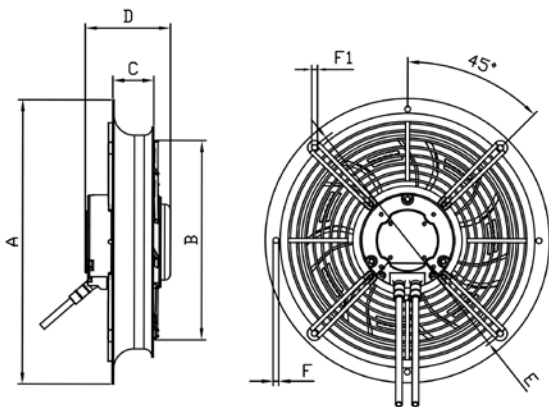
Erp. (Energy Related Products)

Information on Directive 2009/125/EC can be downloaded from the SODECA website or the QuickFan selector programme.

Accessories



Dimensions mm



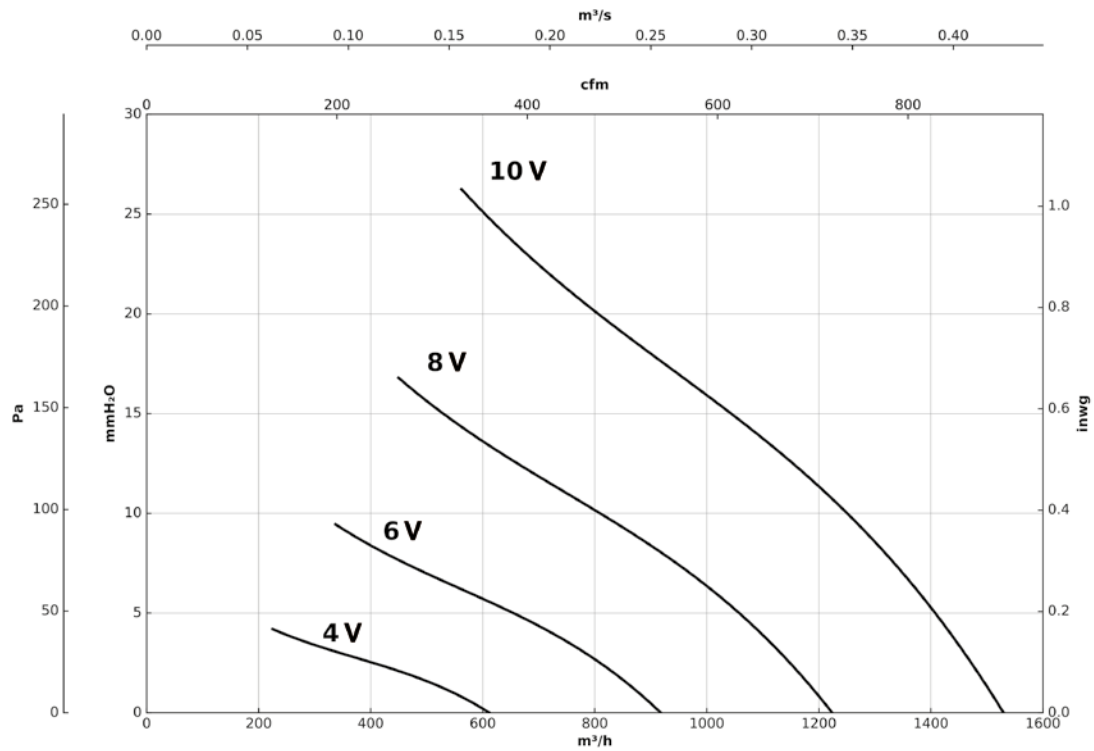
	ØA	ØB	C	D	ØE	ØF1	ØF
HRE/EC-25-M	346	280	50	103.6	320	7	7
HRE/EC-30-M	395	338	63	103.6	360	7	10
HRE/EC-35-M	460	383	65	128.9	420	7	10

Characteristic curves

Q= Flow rate in m³/h, m³/s and cfm

Pe= Static pressure in mm H₂O, Pa and inwg

HRE/EC-25-M

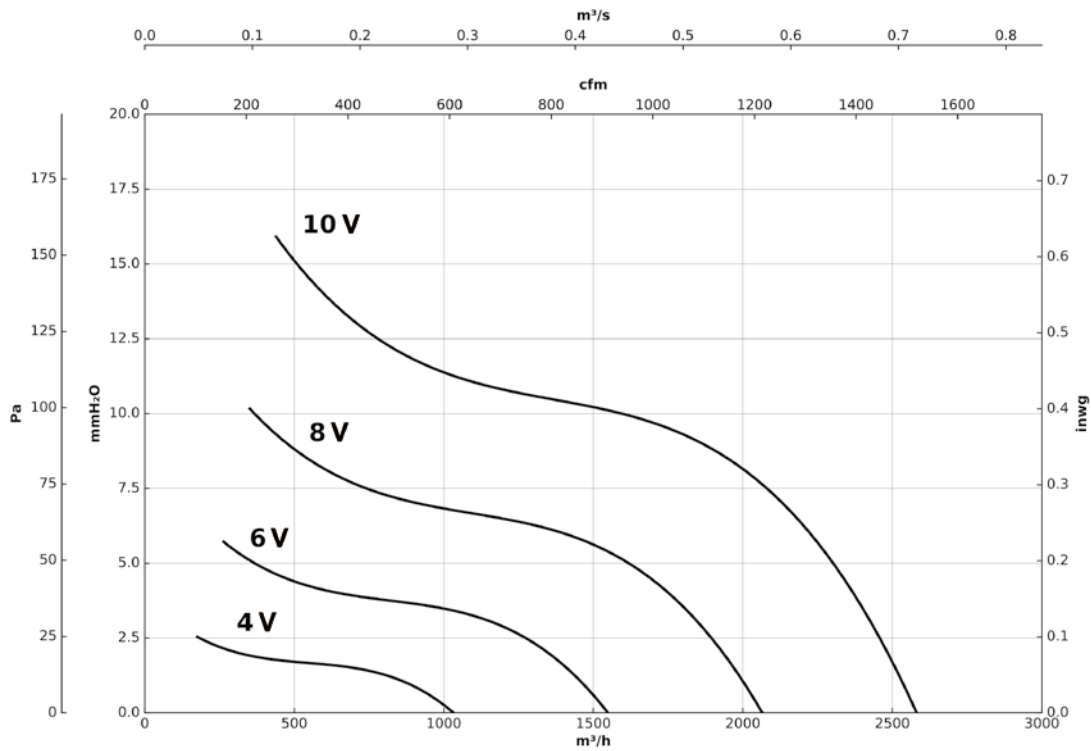


Characteristic curves

Q= Flow rate in m³/h, m³/s and cfm

Pe= Static pressure in mm H₂O, Pa and inwg

HRE/EC-30-M



HRE/EC-35-M

