

HC/ATEX

Wall mounted axial fans, with ATEX 2G or 2D certification and Ex db, Ex eb or Ex tb motor



Notified authority: LOM
 Identification no.: LOM 03ATEX0157
 Motor marking:
 Ⓜ II 2G Ex db IIB T4 Gb
 Ⓜ II 2G Ex eb IIB T3 Gb
 Ⓜ II 2D Ex tb IIIC T135 °C Db



HC-25...63



HC-71...100

Wall mounted axial fans and ATEX 2G or 2D certification with flameproof Ex db, increased safety Ex eb or dust ignition proof Ex tb motor to work in explosive gas or dust atmospheres.

Fan:

- Cast aluminium impellers.
- Airflow direction from motor to impeller.
- Non-sparking cable gland included.
- Protection grid against contacts according to the UNE-EN ISO 12499 standard, included in models 25 to 63. Other models as an accessory.
- Steel sheet support frame, with aluminum band in the propeller area according to EN 14986.
- Standard marking with flameproof motor (Ex db): II 2G Ex h IIB T4 Gb.
- Standard marking with increased safety motor (Ex eb): II 2G Ex h IIB T3 Gb.
- Standard marking with motor for dust ignition proof (Ex tb): II 2D Ex h IIIC T135 °C Db.

Motor:

- Class F motors with ball bearings and ATEX certification flameproof Ex db, increased safety Ex eb or dust ignition proof Ex tb.
- Three-phase 230/400 V 50 Hz (up to 4 kW) and 400/690 V 50 Hz (powers greater than 4 kW).
- Working temperature: -20 °C +40 °C.

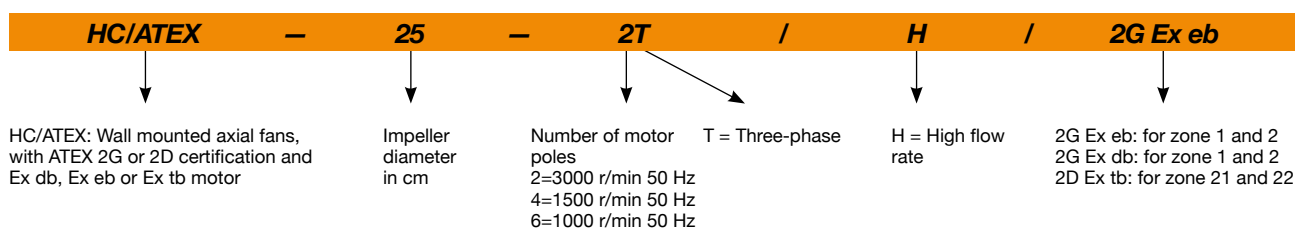
Finish:

- Anti-corrosive with ATEX paint, free of iron components, in polyester resin polymerized at 190 °C, after degreasing with phosphate-free nanotechnological treatment.

On request:

- Motors with built-in PTC.
- Special windings for different voltages and frequencies.
- ATEX construction for flammable dust.
- ATEX fan with greater protection than the standard marking.
- Fans with 2 speed motor.
- Ex db flameproof single-phase motors.

Order code



Technical characteristics

Model	Speed (r/min)	Maximum admissible current (A)			Installed power (kW)	Maximum flow rate (m³/h)	Sound pressure level¹ dB (A)		Approx. weight (Kg)	
		230V	400V	690V			Inlet	Ex eb	Ex db	
HC/ATEX-25-2T/H/2G	2730	0.74	0.43		0.12	2220	55	5	5	
HC/ATEX-25-4T/H/2G	1400	1.28	0.74		0.12	1300	42	5	5	
HC/ATEX-31-2T/H/2G	2760	1.21	0.70		0.18	3650	63	6	6	
HC/ATEX-31-4T/H/2G	1400	0.97	0.56		0.18	2420	45	6	6	
HC/ATEX-35-2T/H/2G	2790	1.62	0.93		0.37	6065	67	7	7	
HC/ATEX-35-4T/H/2G	1400	1.28	0.74		0.12	3545	49	7	7	

Technical characteristics

Model	Speed (r/min)	Maximum admissible current (A)			Installed power (kW)	Maximum flow rate (m³/h)	Sound pressure level¹ dB (A)		Approx. weight (Kg)	
		230V	400V	690V			Inlet	Ex eb	Ex db	
HC/ATEX-40-4T/H/2G	1370	1.25	0.72		0.25	5180	54	10	10	
HC/ATEX-40-6T/H/2G	910	2.42	1.40		0.25	3680	46	10	10	
HC/ATEX-45-4T/H/2G	1370	2.60	1.50		0.37	7275	59	12	14	
HC/ATEX-45-6T/H/2G	910	2.42	1.40		0.25	5160	50	12	14	
HC/ATEX-50-4T/H/2G	1410	2.87	1.65		0.55	10185	62	16	18	
HC/ATEX-50-6T/H/2G	935	2.77	1.60		0.37	6315	52	15	*	
HC/ATEX-56-4T/H/2G	1410	4.54	2.61		1.10	12985	65	21	24	
HC/ATEX-56-6T/H/2G	935	2.77	1.60		0.37	8290	54	16	18	
HC/ATEX-63-4T/H/2G	1410	6.93	4.00		1.50	16455	69	23	26	
HC/ATEX-63-6T/H/2G	935	2.77	1.60		0.37	12340	59	18	20	
HC/ATEX-71-4T/H/2G	1400	6.93	4.00		1.50	22170	73	28	30	
HC/ATEX-71-6T/H/2G	930	4.16	2.40		0.75	17325	61	29	33	
HC/ATEX-80-4T/H/2G	1440	11.27	6.48		3.00	32910	78	47	47	
HC/ATEX-80-6T/H/2G	930	4.16	2.40		0.75	22955	67	38	42	
HC/ATEX-90-4T/H/2G	1450	15.29	8.79		4.00	43715	82	56	61	
HC/ATEX-90-6T/H/2G	940	7.62	4.40		1.50	33355	72	51	56	
HC/ATEX-100-4T/H/2G	1440		10.64	18.50	5.50	55245	86	74	99	
HC/ATEX-100-6T/H/2G	940	7.62	4.40		1.50	37175	76	54	60	

* Model not available in the Ex db version.

1. The noise level values are pressures in dB(A) measured at a distance of 3 metres in a free field.

Acoustic characteristics

Sound power spectrum Lw(A) in dB(A) per Hz frequency band
Values measured at inlet with maximum flow rate

	63	125	250	500	1000	2000	4000	8000		63	125	250	500	1000	2000	4000	8000
HC/ATEX-25-2T	38	48	65	65	73	69	62	53	HC/ATEX-56-4T	39	56	69	76	81	82	77	70
HC/ATEX-25-4T	25	35	52	52	60	56	49	40	HC/ATEX-56-6T	28	45	58	65	70	71	66	59
HC/ATEX-31-2T	46	56	73	73	81	77	70	61	HC/ATEX-63-4T	43	60	73	80	85	86	81	74
HC/ATEX-31-4T	28	38	55	55	63	59	52	43	HC/ATEX-63-6T	33	50	63	70	75	76	71	64
HC/ATEX-35-2T	50	60	77	77	85	81	74	65	HC/ATEX-71-4T	47	64	77	84	89	90	85	78
HC/ATEX-35-4T	32	42	59	59	67	63	56	47	HC/ATEX-71-6T	35	52	65	72	77	78	73	66
HC/ATEX-40-4T	28	45	57	65	70	70	66	59	HC/ATEX-80-4T	60	81	88	93	96	92	85	74
HC/ATEX-40-6T	20	37	49	57	62	62	58	51	HC/ATEX-80-6T	49	70	77	82	85	81	74	63
HC/ATEX-45-4T	33	50	63	70	75	76	71	64	HC/ATEX-90-4T	64	85	92	97	100	96	89	78
HC/ATEX-45-6T	24	41	54	61	66	67	62	55	HC/ATEX-90-6T	54	75	82	87	90	86	79	68
HC/ATEX-50-4T	36	53	66	73	78	79	74	67	HC/ATEX-100-4T	68	88	96	101	103	100	93	82
HC/ATEX-50-6T	26	43	56	63	68	69	64	57	HC/ATEX-100-6T	58	78	86	91	93	90	83	72

Accessories




INT/ATEX



P



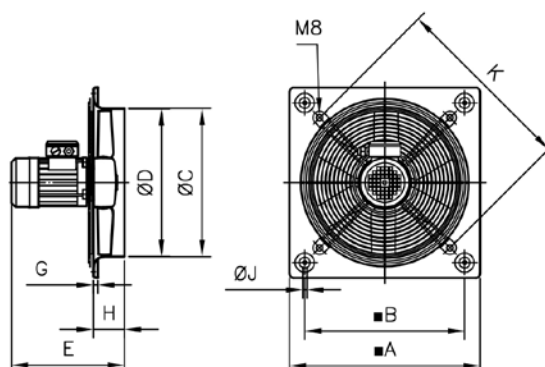
R



RI

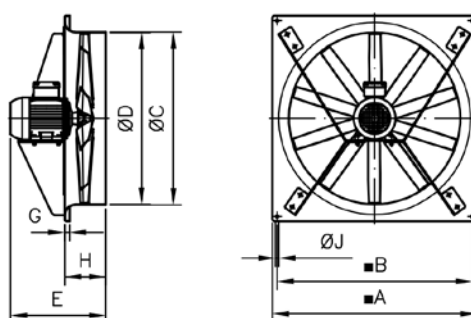
Dimensions mm

HC/ATEX-25...63



	A	B	C	D	E	G	H	J	K
HC/ATEX-25-2T	330	275	262	260	236.5	11	56	8.5	310
HC/ATEX-25-4T	330	275	262	260	236.5	11	56	8.5	310
HC/ATEX-31-2T	400	336	310.5	308	264.5	11	65	10.5	380
HC/ATEX-31-4T	400	336	310.5	308	245.5	11	65	10.5	380
HC/ATEX-35-2T	465	390	362.5	360	275.5	11	76	10.5	450
HC/ATEX-35-4T	465	390	362.5	360	256.5	11	76	10.5	450
HC/ATEX-40-4T	532	452	412.5	410	297.5	11	97.5	10.5	500
HC/ATEX-40-6T	532	452	412.5	410	308.5	11	97.5	10.5	500
HC/ATEX-45-4T	596	504	462.5	460	315.5	11	105	10.5	560
HC/ATEX-45-6T	596	504	462.5	460	315.5	11	105	10.5	560
HC/ATEX-50-4T	665	562	516.5	514	325.5	11	105	10.5	640
HC/ATEX-50-6T	665	562	516.5	514	351	11	105	10.5	640
HC/ATEX-56-4T	710	630	563	560	374	15	115	10.5	721
HC/ATEX-56-6T	710	630	563	560	351	15	115	10.5	721
HC/ATEX-63-4T	800	710	638	635	399	15	140	10.5	820
HC/ATEX-63-6T	800	710	638	635	376	15	140	10.5	820

HC/ATEX-71...100

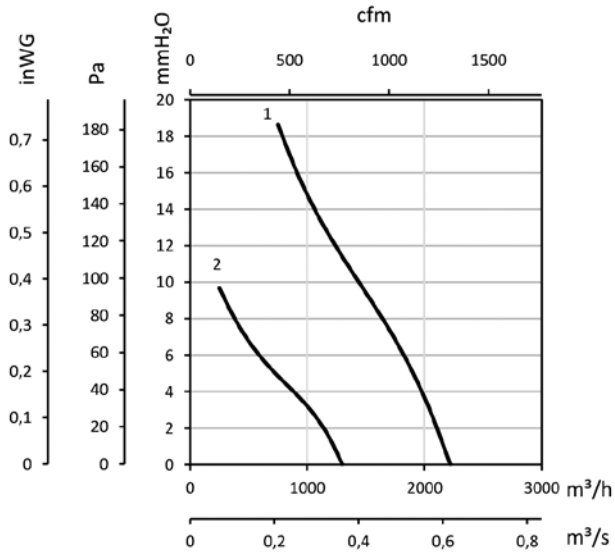


	A	B	C	D	E	G	H	J
HC/ATEX-71-4T	850	810	715	711	395	20	170	14.5
HC/ATEX-71-6T	850	810	715	711	395	20	170	14.5
HC/ATEX-80-4T	970	910	801	797	488	20	210	14.5
HC/ATEX-80-6T	970	910	801	797	458	20	210	14.5
HC/ATEX-90-4T	1170	1110	918	914	511	20	210	14.5
HC/ATEX-90-6T	1170	1110	918	914	488	20	210	14.5
HC/ATEX-100-4T	1170	1110	1003	999	548	20	220	14.5
HC/ATEX-100-6T	1170	1110	1003	999	498	20	220	14.5

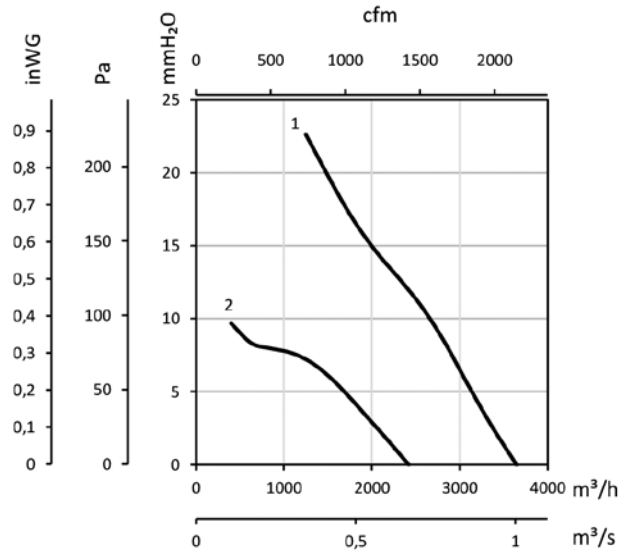
Characteristic curves

Q= Flow rate in m³/h, m³/s and cfm

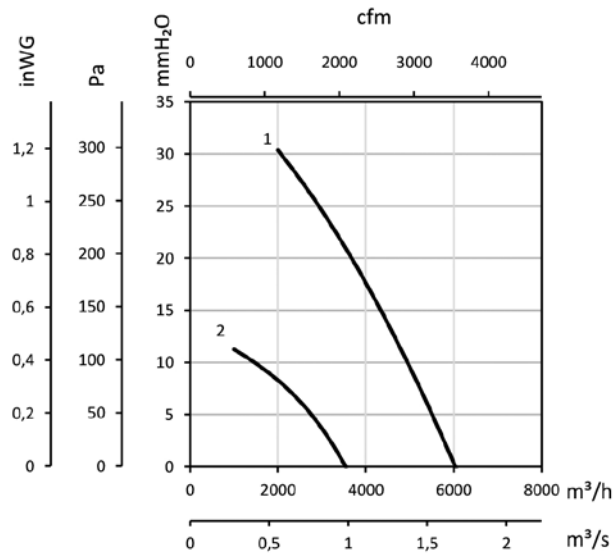
Pe= Static pressure in mm H₂O, Pa and inwg



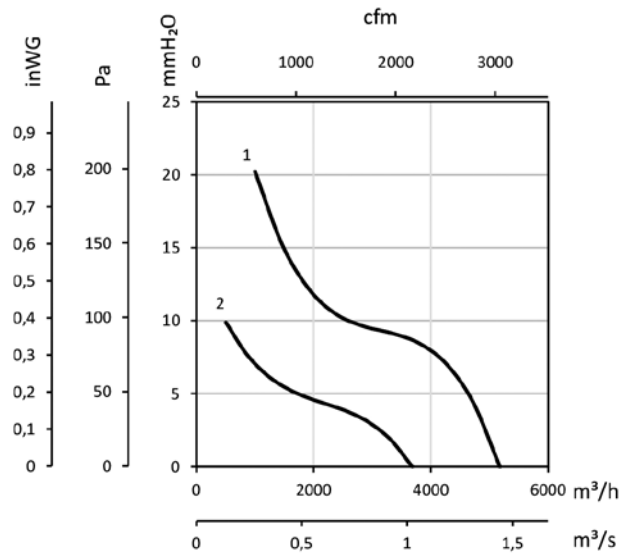
1 : HC/ATEX-25-2T/H
2 : HC/ATEX-25-4T/H



1 : HC/ATEX-31-2T/H
2 : HC/ATEX-31-4T/H



1 : HC/ATEX-35-2T/H
2 : HC/ATEX-35-4T/H

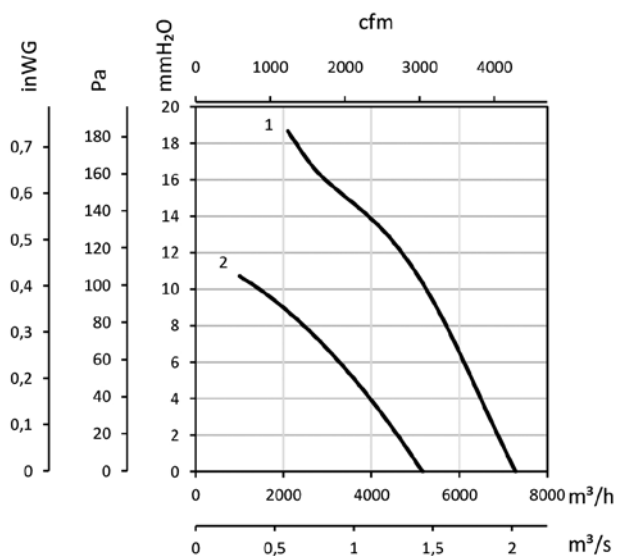


1 : HC/ATEX-40-4T/H
2 : HC/ATEX-40-6T/H

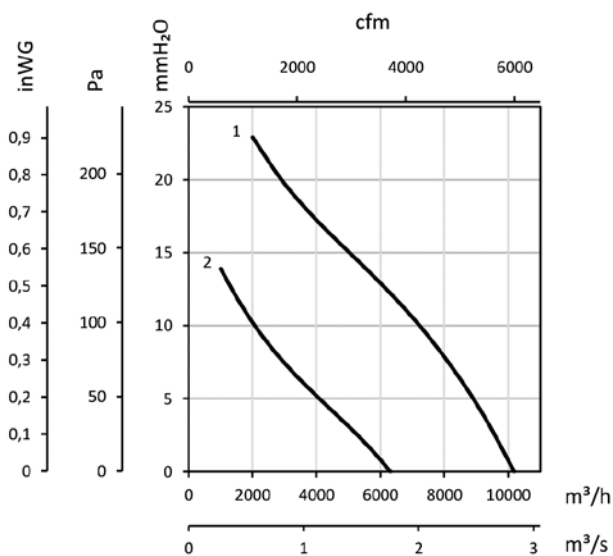
Characteristic curves

Q= Flow rate in m³/h, m³/s and cfm

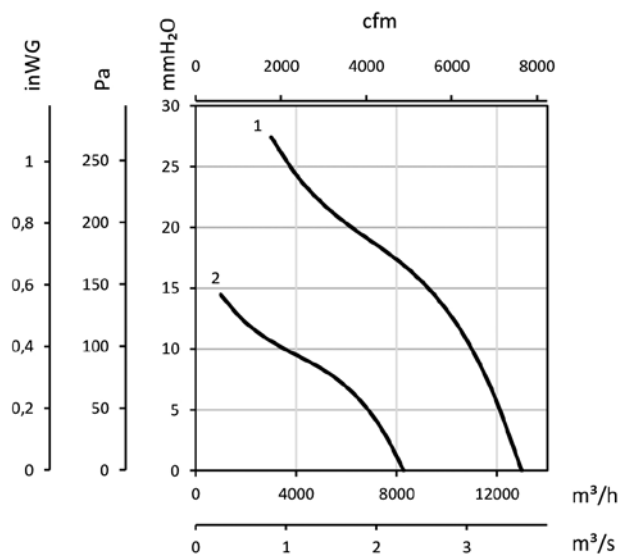
Pe= Static pressure in mm H₂O, Pa and inwg



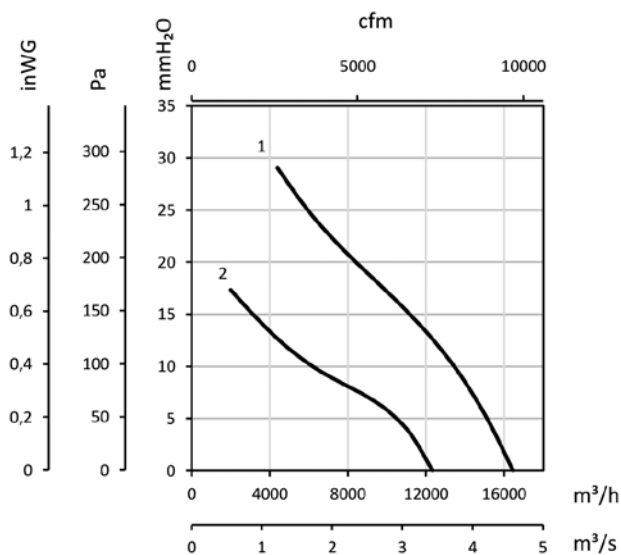
1 : HC/ATEX-45-4T/H
2 : HC/ATEX-45-6T/H



1 : HC/ATEX-50-4T/H
2 : HC/ATEX-50-6T/H



1 : HC/ATEX-56-4T/H
2 : HC/ATEX-56-6T/H

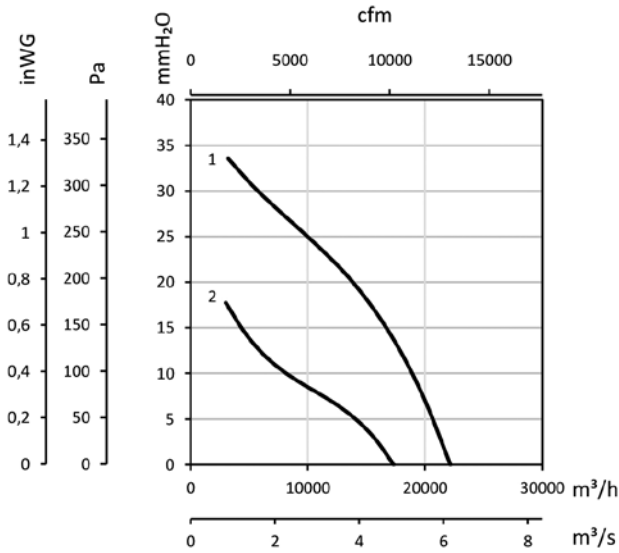


1 : HC/ATEX-63-4T/H
2 : HC/ATEX-63-6T/H

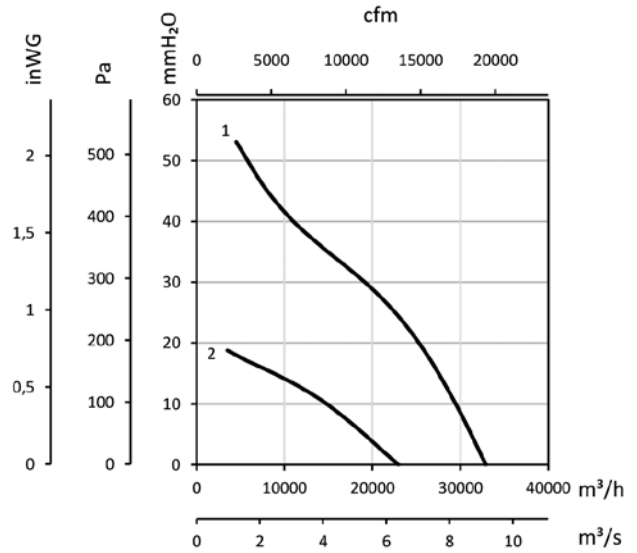
Characteristic curves

Q= Flow rate in m³/h, m³/s and cfm

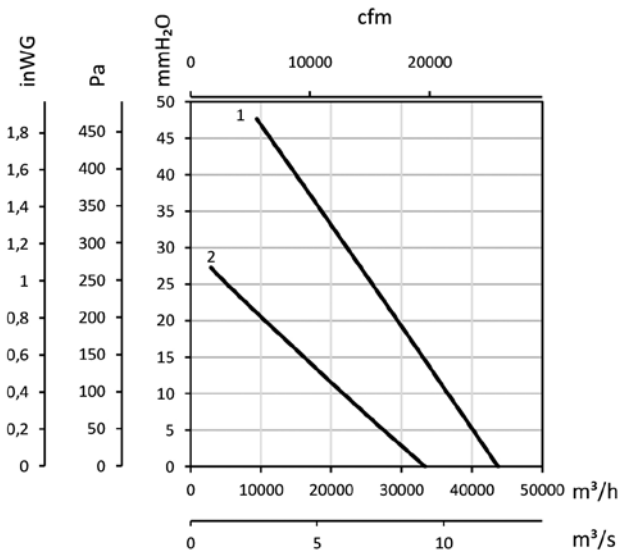
Pe= Static pressure in mm H₂O, Pa and inwg



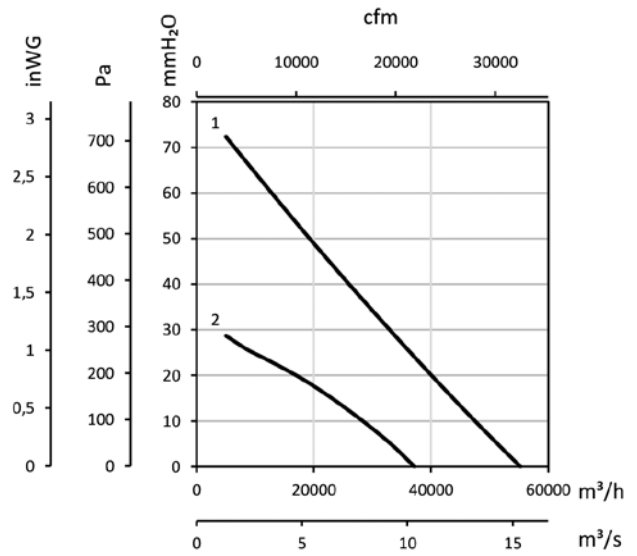
1 : HC/ATEX-71-4T/H
2 : HC/ATEX-71-6T/H



1 : HC/ATEX-80-4T/H
2 : HC/ATEX-80-6T/H



1 : HC/ATEX-90-4T/H
2 : HC/ATEX-90-6T/H



1 : HC/ATEX-100-4T/H
2 : HC/ATEX-100-6T/H