

HTMH/ATEX

Roof-mounted multifunctional extractor fans for large flow rates with ATEX Certification and possibility of Ex e, Ex d, Ex tc and Ex tb marking



Ex "e" marking: CEE^{Ex} II 2G Ex e
 Ex "d" marking: CEE^{Ex} II 2G Ex d
 Ex tc marking: CEE^{Ex} II 3D Ex tc
 Ex tb marking: CEE^{Ex} II 2D Ex tb
 Notified Body: L.O.M.
 Identification no.: LOM03ATEX0157



Robust multifunctional extractor fans for large extraction operation with large flow rates and with ATEX Certification, CEE ExII2G Ex explosion-proof and CEE ExII2G Ex d, Ex tc, or Ex tb non-sparking motor for working in explosive atmospheres containing dust or gas.

Fan:

- Painted, galvanised sheet steel support base
- Cast aluminium orientable rotors
- Anti-contact protective grille pursuant to standard UNE-EN ISO 12499
- Painted, galvanised sheet steel rain cap, with natural air outlet

Motor:

- ATEX-certified, Ex e explosion-proof, Ex d, Ex tc or Ex tb non-sparking class F motors with ball bearings
- Single-phase 220/230V-50Hz and three-phase 230-240V/380/400V-50Hz (up to 4 kW) and 400/690V-50Hz (powers greater than 4 kW)
- Operating temperature: -20°C +40°C

at 190°C, previously degreased with phosphate-free nanotechnological treatment.

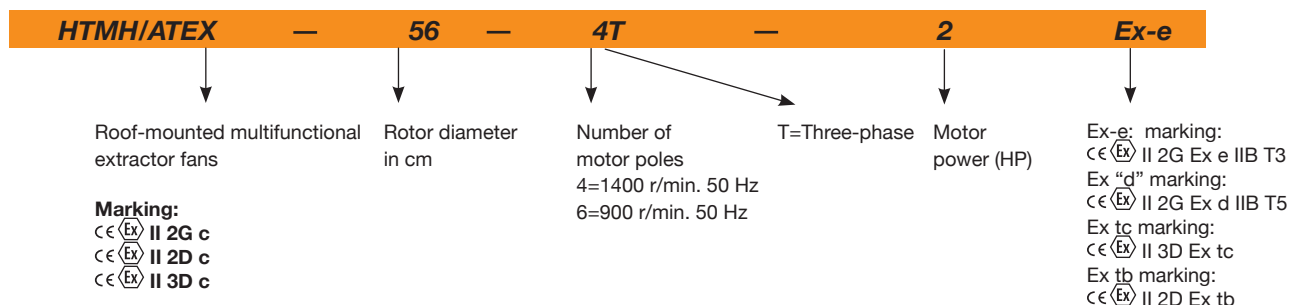
On request:

- Made entirely of stainless steel
- Made of hot-dip galvanised steel
- Motors with built-in PTC
- Special windings for different voltages and frequencies
- ATEX construction for different categories
- Extractor fans with 2-speed motors
- Single-phase, Ex d non-sparking motors

Finish:

- ATEX corrosion-proof, with non-ferric paint finish of polyester resin polymerised

Order code



Technical characteristics

Model	Speed (r/min)	Maximum admissible current (A)			Installed power (kW)	Maximum flow rate (m³/h)	Sound pressure (1) level dB(A)		Approx. weight (Kg)
		230V	400V	690V			Aspiration	Discharge	
HTMH/ATEX-56-4T-1	1410	3.81	2.20		0.75	10545	62	59	63
HTMH/ATEX-56-4T-1.5	1410	5.20	3.00		1.10	11400	63	60	65
HTMH/ATEX-56-6T-0.75	930	3.46	2.00		0.55	8170	51	49	63
HTMH/ATEX-63-4T-1.5	1410	5.20	3.00		1.10	13870	65	62	77
HTMH/ATEX-63-4T-2	1400	6.93	4.00		1.50	15485	66	63	80
HTMH/ATEX-63-4T-3	1410	9.01	5.20		2.20	17955	67	64	86
HTMH/ATEX-63-6T-0.75	930	3.46	2.00		0.55	10260	56	54	75
HTMH/ATEX-63-6T-1	930	4.16	2.40		0.75	11305	57	55	77
HTMH/ATEX-71-4T-2	1400	6.93	4.00		1.50	16150	69	66	85
HTMH/ATEX-71-4T-3	1410	9.01	5.20		2.20	18430	71	68	92
HTMH/ATEX-71-4T-4	1440	12.30	7.10		3.00	22610	72	69	95
HTMH/ATEX-71-6T-1	930	4.16	2.40		0.75	13205	58	56	82
HTMH/ATEX-71-6T-1.5	910	5.89	3.40		1.10	16245	59	57	86
HTMH/ATEX-80-4T-4	1440	12.30	7.10		3.00	27600	73	70	118
HTMH/ATEX-80-4T-5.5	1450	15.76	9.10		4.00	30176	74	71	124
HTMH/ATEX-80-6T-1.5	910	5.89	3.40		1.10	19412	62	60	109

Technical characteristics

Model	Speed (r/min)	Maximum admissible current (A)			Installed power (kW)	Maximum flow rate (m³/h)	Sound pressure (1) level dB(A)		Approx. weight (Kg)
		230V	400V	690V			Aspiration	Discharge	
HTMH/ATEX-80-6T-2	940	7.62	4.40		1.50	22172	63	61	113
HTMH/ATEX-80-6T-3	940	9.35	5.40		2.20	24932	64	62	119
HTMH/ATEX-90-4T-5.5	1450	15.76	9.10		4.00	35052	79	76	147
HTMH/ATEX-90-4T-7.5	1440		12.00	6.93	5.50	38456	81	78	151
HTMH/ATEX-90-4T-10	1448		16.30	9.41	7.50	41308	82	79	163
HTMH/ATEX-90-6T-3	940	9.35	5.40		2.20	29256	68	66	142
HTMH/ATEX-90-6T-4	945	14.72	8.50		3.00	32016	69	67	153
HTMH/ATEX-100-4T-7.5	1440		12.00	6.93	5.50	40756	84	81	175
HTMH/ATEX-100-4T-10	1448		16.30	9.41	7.50	47564	85	82	187
HTMH/ATEX-100-4T-15	1460		23.80	13.74	11.00	51336	86	83	249
HTMH/ATEX-100-6T-3	940	9.35	5.40		2.20	32476	74	72	166
HTMH/ATEX-100-6T-4	945	14.72	8.50		3.00	35420	75	73	176
HTMH/ATEX-100-6T-5.5	950	18.88	10.90		4.00	40020	76	74	185
HTMH/ATEX-125-4T/3-10	1448		16.30	9.41	7.50	55250	75	72	271
HTMH/ATEX-125-4T/3-15	1460		23.80	13.74	11.00	72150	76	73	353
HTMH/ATEX-125-4T/3-20	1450		30.60	17.67	15.00	83120	78	75	377
HTMH/ATEX-125-4T/6-15	1460		23.80	13.74	11.00	66800	76	73	357
HTMH/ATEX-125-4T/6-20	1450		30.60	17.67	15.00	72900	76	73	393
HTMH/ATEX-125-4T/9-20	1450		30.60	17.67	15.00	76310	75	72	408
HTMH/ATEX-125-6T/6-5.5	950	18.88	10.90		4.00	47760	63	61	320
HTMH/ATEX-125-6T/6-7.5	950		14.00	8.08	5.50	55600	63	61	330
HTMH/ATEX-125-6T/6-10	965		16.40	9.47	7.50	66170	65	63	313
HTMH/ATEX-125-6T/6-15	965		23.30	13.45	11.00	76380	67	65	389
HTMH/ATEX-125-6T/9-7.5	950		14.00	8.08	5.50	50000	64	62	345
HTMH/ATEX-125-6T/9-10	965		16.40	9.47	7.50	59340	64	62	328
HTMH/ATEX-125-6T/9-15	965		23.30	13.45	11.00	71890	67	65	404
HTMH/ATEX-125-6T/9-20	972		29.70	17.10	15.00	83660	70	68	621

(1) The noise level values are pressures in dB(A) measured at a distance of 6 metres in a free field.

Acoustic characteristics

Noise power spectrum Lw(A) in dB(A) per Hz frequency band

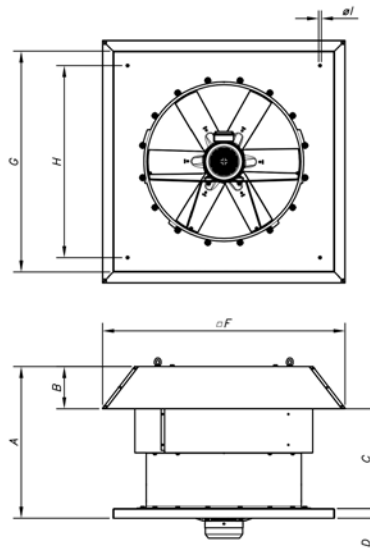
Values taken during aspiration with 2/3 maximum flow rate (2/3Qmax)

Model	63	125	250	500	1000	2000	4000	8000
56-4-1	46	67	74	79	82	78	71	60
56-4-1.5	47	68	75	80	83	79	72	61
56-6-0.75	35	56	63	68	71	67	60	49
63-4-1.5	49	70	77	82	85	81	74	63
63-4-2	50	71	78	83	86	82	75	64
63-4-3	51	72	79	84	87	83	76	65
63-6-0.75	40	61	68	73	76	72	65	54
63-6-1	41	62	69	74	77	73	66	55
71-4-2	53	74	81	86	89	85	78	67
71-4-3	55	76	83	88	91	87	80	69
71-4-4	56	77	84	89	92	88	81	70
71-6-1	42	63	70	75	78	74	67	56
71-6-1.5	43	64	71	76	79	75	68	57
80-4-4	57	78	85	90	93	89	82	71
80-4-5.5	58	79	86	91	94	90	83	72
80-6-1.5	46	67	74	79	82	78	71	60
80-6-2	47	68	75	80	83	79	72	61
80-6-3	48	69	76	81	84	80	73	62
90-4-5.5	63	84	91	96	99	95	88	77
90-4-7.5	65	86	93	98	101	97	90	79
90-4-9	66	87	94	99	102	98	91	80
90-4-10	66	87	94	99	102	98	91	80
90-6-3	52	73	80	85	88	84	77	66
90-6-4	53	74	81	86	89	85	78	67
100-4-7.5	68	89	96	101	104	100	93	82
100-4-9	68	89	96	101	104	100	93	82
100-4-10	69	90	97	102	105	101	94	83
100-4-14	69	90	97	102	105	101	94	83
100-4-15	70	91	98	103	106	102	95	84
100-6-3	58	79	86	91	94	90	83	72
100-6-4	59	80	87	92	95	91	84	73
100-6-5.5	60	81	88	93	96	92	85	74
125-4T/3-10	66	73	84	94	95	90	82	78
125-4T/3-15	67	74	85	95	96	91	83	79
125-4T/3-20	69	76	87	97	98	93	85	81
125-4T/6-15	63	72	87	94	97	91	85	81
125-4T/6-20	63	72	87	94	97	91	85	81
125-4T/9-20	62	71	87	93	95	89	84	80
125-6T/6-5.5	56	66	78	81	83	79	68	64
125-6T/6-7.5	56	66	78	81	83	79	68	64
125-6T/6-10	58	68	80	83	85	81	70	66
125-6T/6-15	60	70	82	85	87	83	72	68
125-6T/9-7.5	54	65	79	83	83	81	70	66
125-6T/9-10	54	65	79	83	83	81	70	66
125-6T/9-15	57	68	82	86	86	84	73	69
125-6T/9-20	60	71	85	89	89	87	76	72

Values taken during discharge with 2/3 maximum flow rate (2/3Qmax)

Model	63	125	250	500	1000	2000	4000	8000
56-4-1	43	64	71	76	79	75	68	57
56-4-1.5	44	65	72	77	80	76	69	58
56-6-0.75	33	54	61	66	69	65	58	47
63-4-1.5	46	67	74	79	82	78	71	60
63-4-2	47	68	75	80	83	79	72	61
63-4-3	48	69	76	81	84	80	73	62
63-6-0.75	38	59	66	71	74	70	63	52
63-6-1	39	60	67	72	75	71	64	53
71-4-2	50	71	78	83	86	82	75	64
71-4-3	52	73	80	85	88	84	77	66
71-4-4	53	74	81	86	89	85	78	67
71-6-1	40	61	68	73	76	72	65	54
71-6-1.5	41	62	69	74	77	73	66	55
80-4-4	54	75	82	87	90	86	79	68
80-4-5.5	55	76	83	88	91	87	80	69
80-6-1.5	44	65	72	77	80	76	69	58
80-6-2	45	66	73	78	81	77	70	59
80-6-3	46	67	74	79	82	78	71	60
90-4-5.5	60	81	88	93	96	92	85	74
90-4-7.5	62	83	90	95	98	94	87	76
90-4-9	63	84	91	96	99	95	88	77
90-4-10	63	84	91	96	99	95	88	77
90-6-3	50	71	78	83	86	82	75	64
90-6-4	51	72	79	84	87	83	76	65
100-4-7.5	65	86	93	98	101	97	90	79
100-4-9	65	86	93	98	101	97	90	79
100-4-10	66	87	94	99	102	98	91	80
100-4-14	66	87	94	99	102	98	91	80
100-4-15	67	88	95	100	103	99	92	81
100-6-3	56	77	84	89	92	88	81	70
100-6-4	57	78	85	90	93	89	82	71
100-6-5.5	58	79	86	91	94	90	83	72
125-4T/3-10	63	70	81	91	92	87	79	75
125-4T/3-15	64	71	82	92	93	88	80	76
125-4T/3-20	66	73	84	94	95	90	82	78
125-4T/6-15	60	69	84	91	94	88	82	78
125-4T/6-20	60	69	84	91	94	88	82	78
125-4T/9-20	59	68	84	90	92	86	81	77
125-6T/6-5.5	54	64	76	79	81	77	66	62
125-6T/6-7.5	54	64	76	79	81	77	66	62
125-6T/6-10	56	66	78	81	83	79	68	64
125-6T/6-15	58	68	80	83	85	81	70	66
125-6T/9-7.5	52	63	77	81	81	79	68	64
125-6T/9-10	52	63	77	81	81	79	68	64
125-6T/9-15	55	66	80	84	84	82	71	67
125-6T/9-20	58	69	83	87	87	85	74	70

Dimensions mm

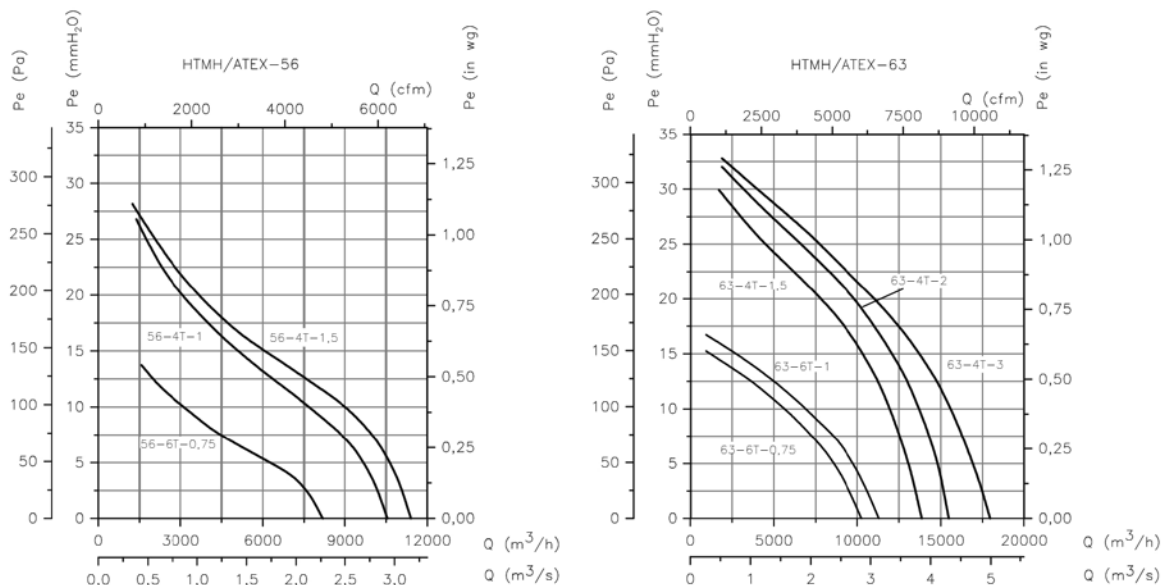


Model	A	B	C	D	F	G	H	I
HTMH/ATEX-56	650	185	465	40	960	900	750	14
HTMH/ATEX -63	680	215	465	40	1092	1000	850	14
HTMH/ATEX -71	760	195	565	40	1120	1000	850	14
HTMH/ATEX -80	790	215	575	50	1252	1150	1000	14
HTMH/ATEX -90	910	232	678	50	1380	1150	1000	14
HTMH/ATEX-100	1055	252	803	50	1527	1250	1100	14
HTMH/ATEX-125	1170	310	859	50	1802	1600	1450	17

Characteristic curves

Q= Flow rate in m³/h, m³/s and cfm.

Pe= Static pressure in mmH₂O, Pa and inwg.

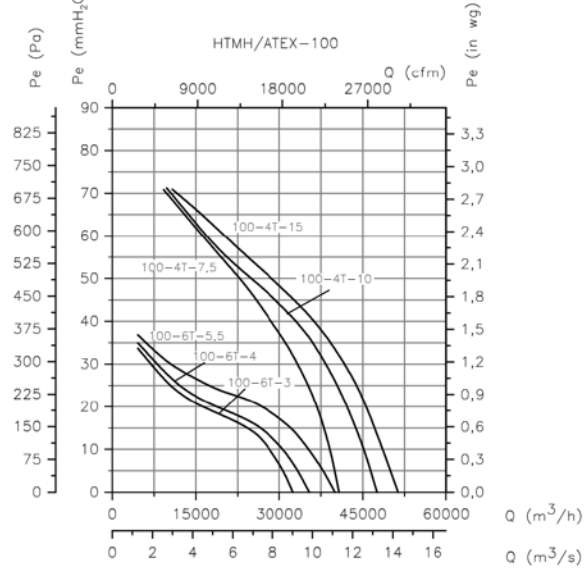
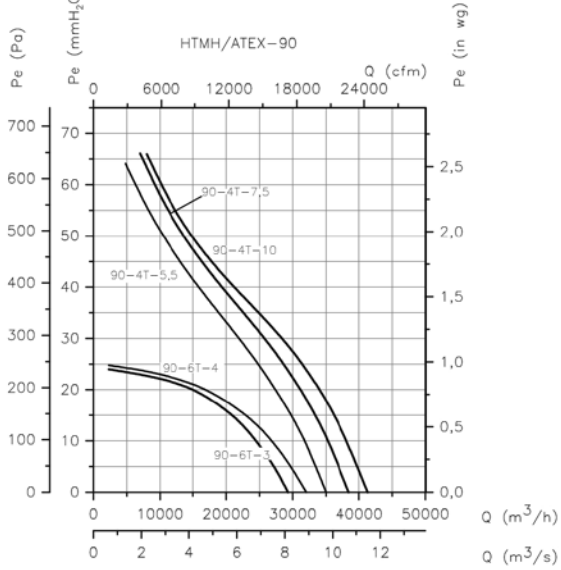
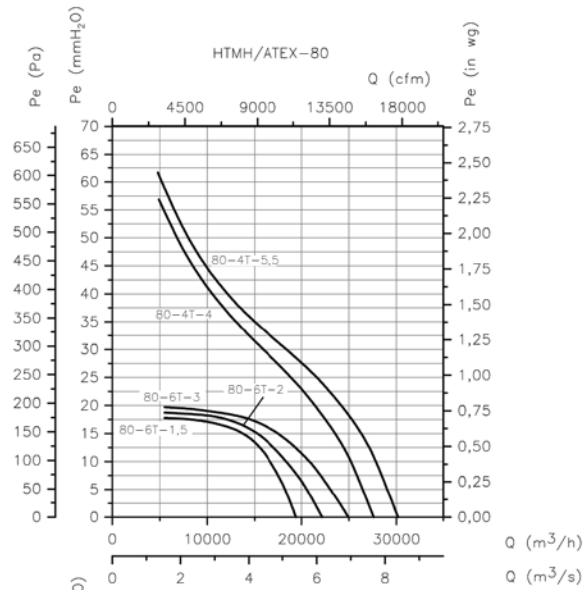
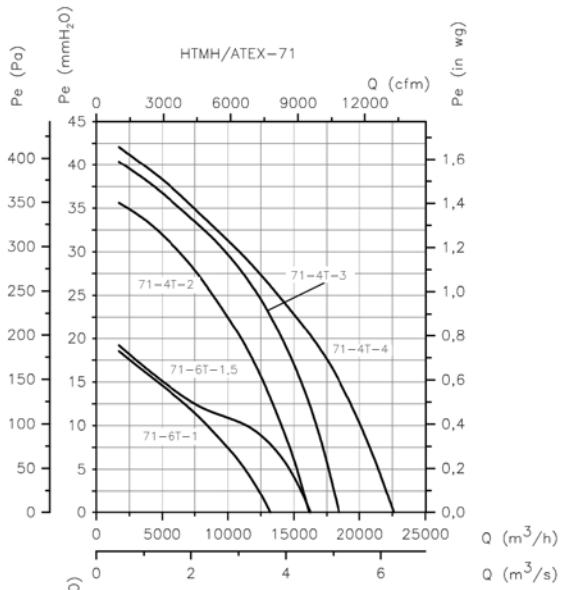


ROOF-MOUNTED ATEX EXTRACTOR FANS

Characteristic curves

Q= Flow rate in m³/h, m³/s and cfm.

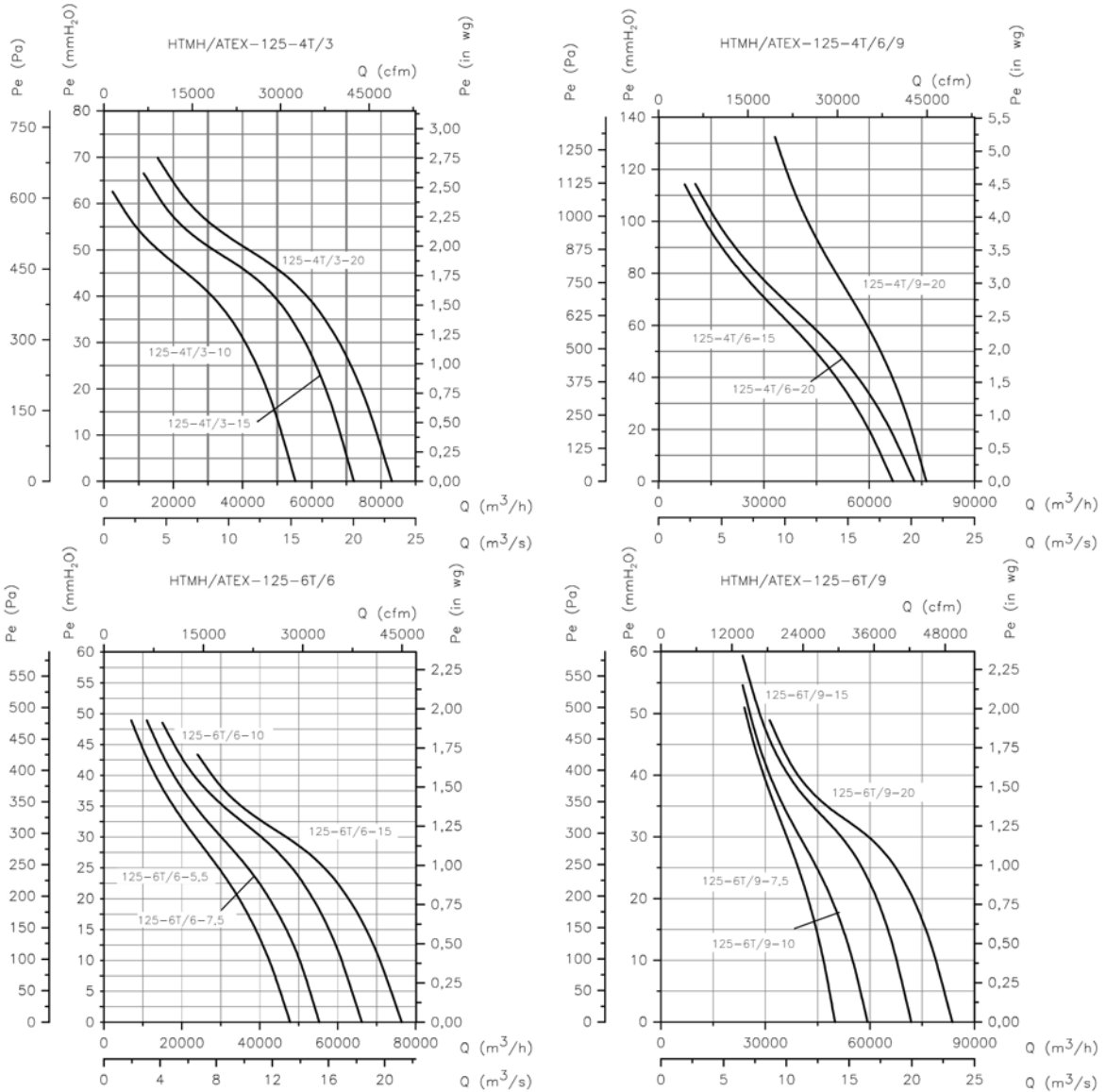
Pe= Static pressure in mmH₂O, Pa and inwg.



Characteristic curves

Q= Flow rate in m³/h, m³/s and cfm.

Pe= Static pressure in mmH₂O, Pa and inwg.



Accessories

